

# Commissioner's Spotlight

December 9, 2025

# BHE Strategic Priorities in Service to Equity Goal

## Equity Goal

To significantly raise the enrollment, attainment and long-term success outcomes among under-represented student populations

## Priorities

1

### **Student Success and Financial Aid:**

Supporting and advancing student access and success through well-designed, sufficiently funded, clear and consistent financial aid and success program funding

2

### **Economic Mobility:**

Increasing the economic mobility benefits of postsecondary participation

3

**Public Good:** Improving alignment between public good outcomes and postsecondary higher education opportunities

4

**Innovation:** Facilitating and fostering high-impact innovation throughout the public higher education system

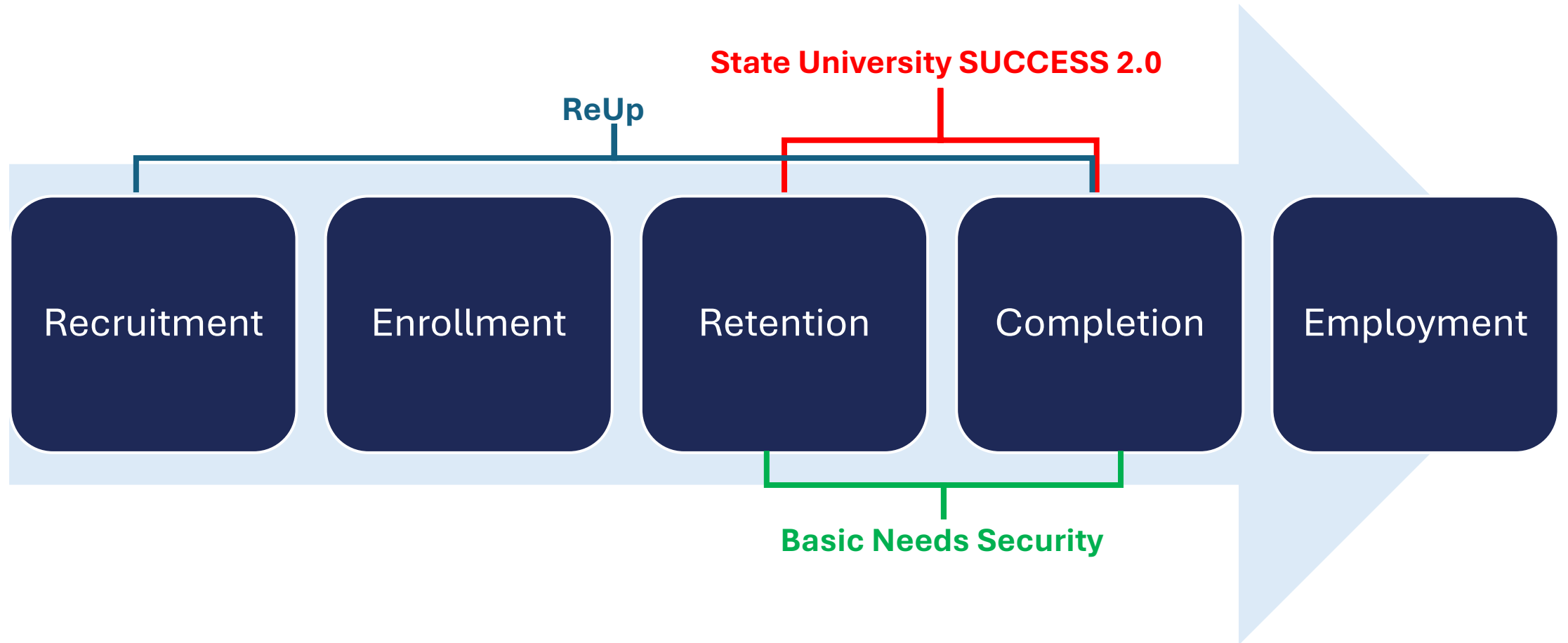
# DHE Team Member Presenting Today



Allison Little  
Assistant Commissioner of  
P16 Alignment and Outreach

# Student Access and Success

# Student Throughline

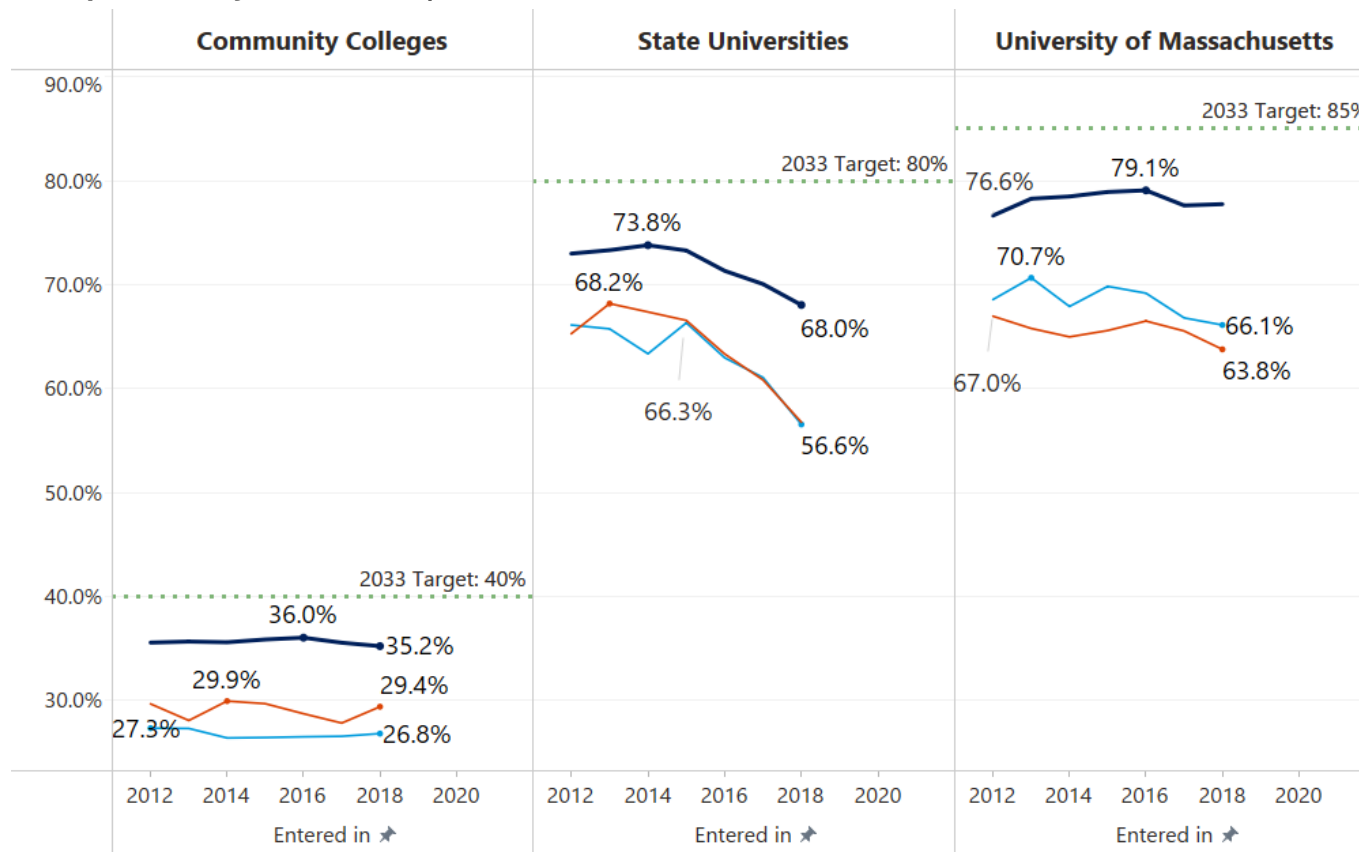


# State University SUCCESS 2.0

CHEQA Recommendation #1

# Completion Rates Continues to be a Challenge

Completion Anywhere Rate | Fall 2012–2018 Cohorts



## Metric

- Cohort: New first-time and new transfer degree-seeking students each fall (full- and part-time)
- Outcome: Percent who completed a degree or certificate anywhere in the U.S. within six years
- Source: DHE analysis of DHE/HEIRS and National Student Clearinghouse (NSC) data
- Targets set by BHE in June 2023, to be met by 2033

## Next Updates

- **Early November 2025:** Completion rates for the cohort that entered in fall 2019 and completed by 2025

- All students
- Black or African American students
- Hispanic or Latino students

# FY26 Legislative Language (1596-2439)

*"For state university cohort counseling to ensure student success (SUCCESS) grants to state universities **to provide wraparound supports and services** to improve outcomes for their **most vulnerable populations** including, but not limited to, low--income, first--generation, minority and disabled students and lesbian, gay, bisexual, transgender, queer and questioning students; provided, that funds shall be disbursed based on a formula and criteria developed by the department of higher education; provided further, that eligible **wraparound support activities** shall include, but not be limited to, peer mentors, academic skills workshops and targeted academic, career and scholarship advising; provided further, that appropriated funds may be expended for programs or activities during the summer months; provided further, that all funds distributed may be spent solely on personnel costs at the discretion of the universities; and provided further, that not later than March 3, 2026, the department shall report to the house and senate committees on ways and means on the progress made on implementing and funding this program, including any regulations, guidelines or criteria used to distribute the funds and on the final distribution of funds to campuses"*

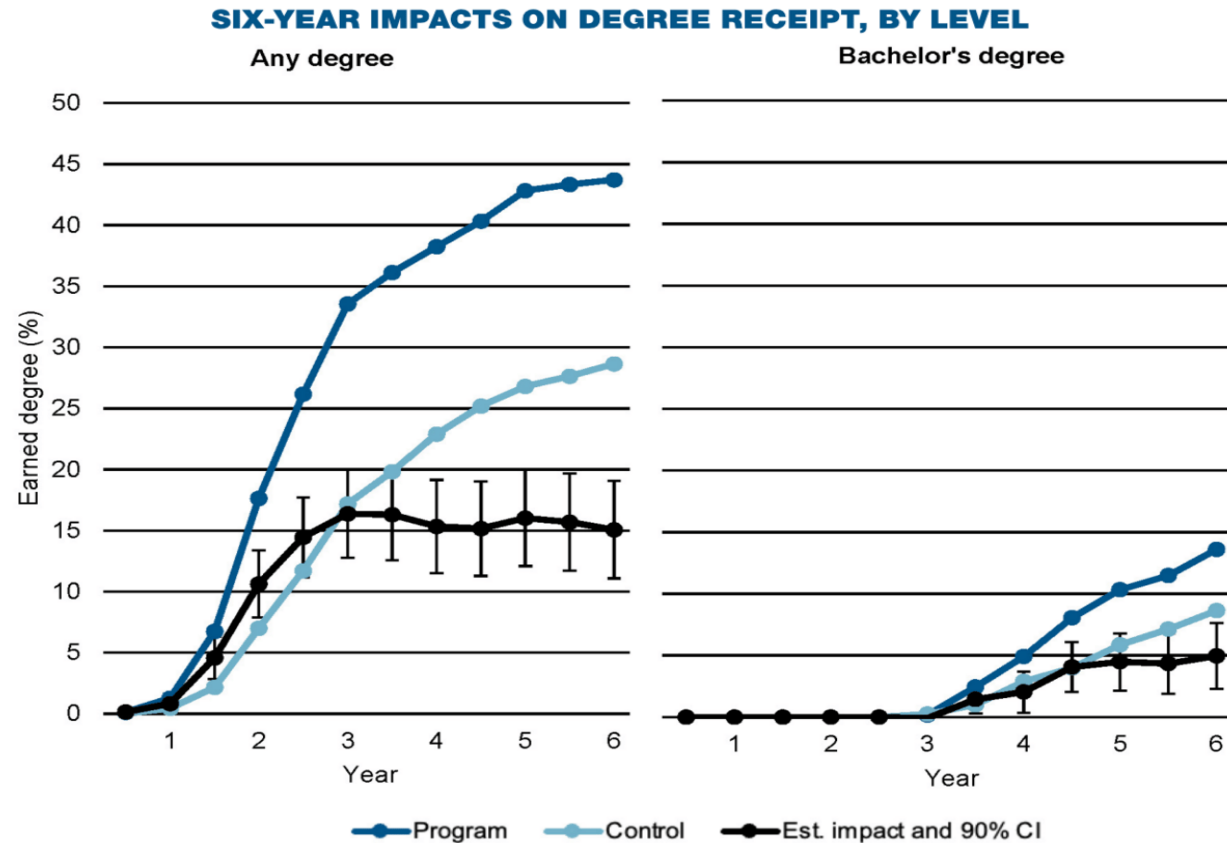


# Georgia State: "Predictive Analytics" Model

|          | Graduates<br>2009-2010 | Graduates<br>2019-2020 | Numerical<br>Change | Percent<br>Change |
|----------|------------------------|------------------------|---------------------|-------------------|
| Black    | 1,001                  | 2,199                  | +1,198              | <b>+120%</b>      |
| Pell     | 1,298                  | 3,554                  | +2,256              | <b>+174%</b>      |
| Hispanic | 196                    | 632                    | +436                | <b>+222%</b>      |

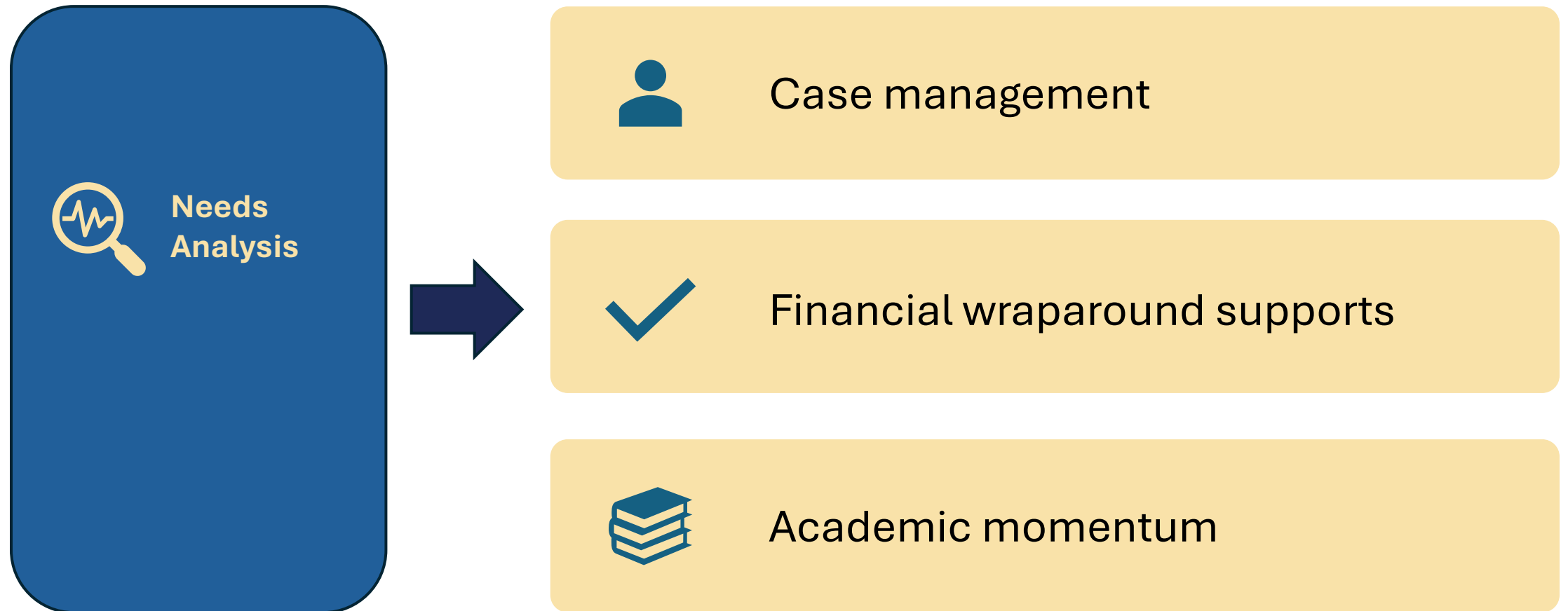
Source: [Introduction to the NISS Diagnostic & Playbook and Implementation \(2024\)](#)

# CUNY ASAP/SUNY ACE: "Case Management" Evidence-Based Model



SOURCE: MDRC calculations using data from the National Student Clearinghouse.

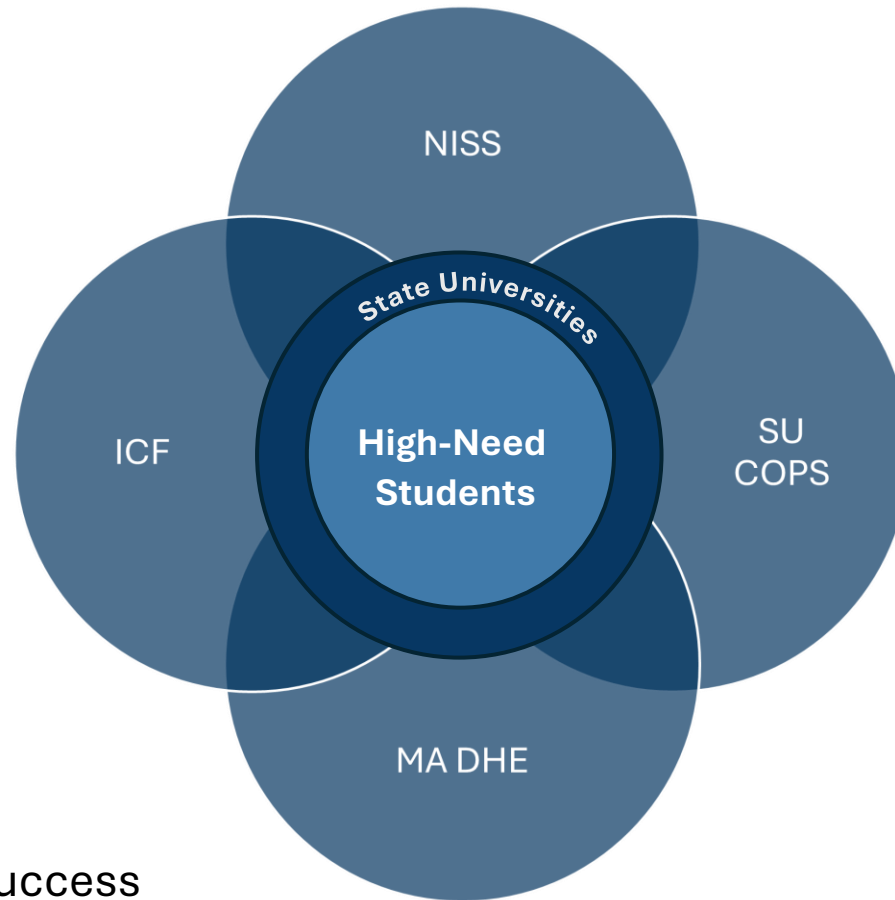
# SU SUCCESS 2.0 Program Design



# Implementation

|                          | Needs Assessment   | Number of students served | Case manage. services | Direct financial supports | Free student transportation | Academic moment. reform | OER | Data systems | Other           |
|--------------------------|--------------------|---------------------------|-----------------------|---------------------------|-----------------------------|-------------------------|-----|--------------|-----------------|
| <b>Bridgewater State</b> | Gardener Institute | 7,000                     | X                     | X                         | X                           | X                       |     | X            |                 |
| <b>Fitchburg State</b>   | NISS               | 600                       | X                     | X                         |                             | X                       |     |              |                 |
| <b>Framingham State</b>  | NISS               | 650                       | X                     | X                         | X                           | X                       |     | X            |                 |
| <b>MassArt</b>           | NISS               | 385                       | X                     | X                         |                             | X                       |     | X            |                 |
| <b>MCLA</b>              | NISS               | 205                       | X                     | X                         |                             |                         |     |              |                 |
| <b>Mass Maritime</b>     | NISS               | 290                       | X                     | X                         |                             | X                       | X   | X            |                 |
| <b>Salem State</b>       | NISS               | 6,000                     | X                     | X                         |                             | X                       | X   |              |                 |
| <b>Westfield State</b>   | NISS               | 337                       | X                     | X                         |                             | X                       | X   | X            | Curric Innovat. |
| <b>Worcester State</b>   | NISS               | 800                       | X                     | X                         | X                           | X                       | X   | X            |                 |
| <b>Totals</b>            |                    | 16,267                    | 9                     | 9                         | 3                           | 8                       | 4   | 5            | 1               |

# SU SUCCESS Partners: An ecosystem of support



NISS: National Institute for Student Success

SU COPS: State University Council of Presidents

# Georgia State University: National Institute for Student Success (NISS)

- 3.5 year commitment to participating universities
  - Diagnostic → Predictive Analytics
    - HEIRS and IPEDS data
  - Personalized playbook
  - Implementation support
- Co-creation approach
  - 4-5 month investment to develop recommendations
  - Start with the campus context

# External Evaluation Services: ICF

- **Impact and Equity**

- **EQ1:** Impact on overall student outcomes
- **EQ2:** Impact on student subgroups

- **Implementation and Context**

- **EQ3:** Fidelity to model
- **EQ4:** Stakeholder perception on factors influencing impact
- **EQ5:** Institutional context and program outcomes

- **Economic Value**

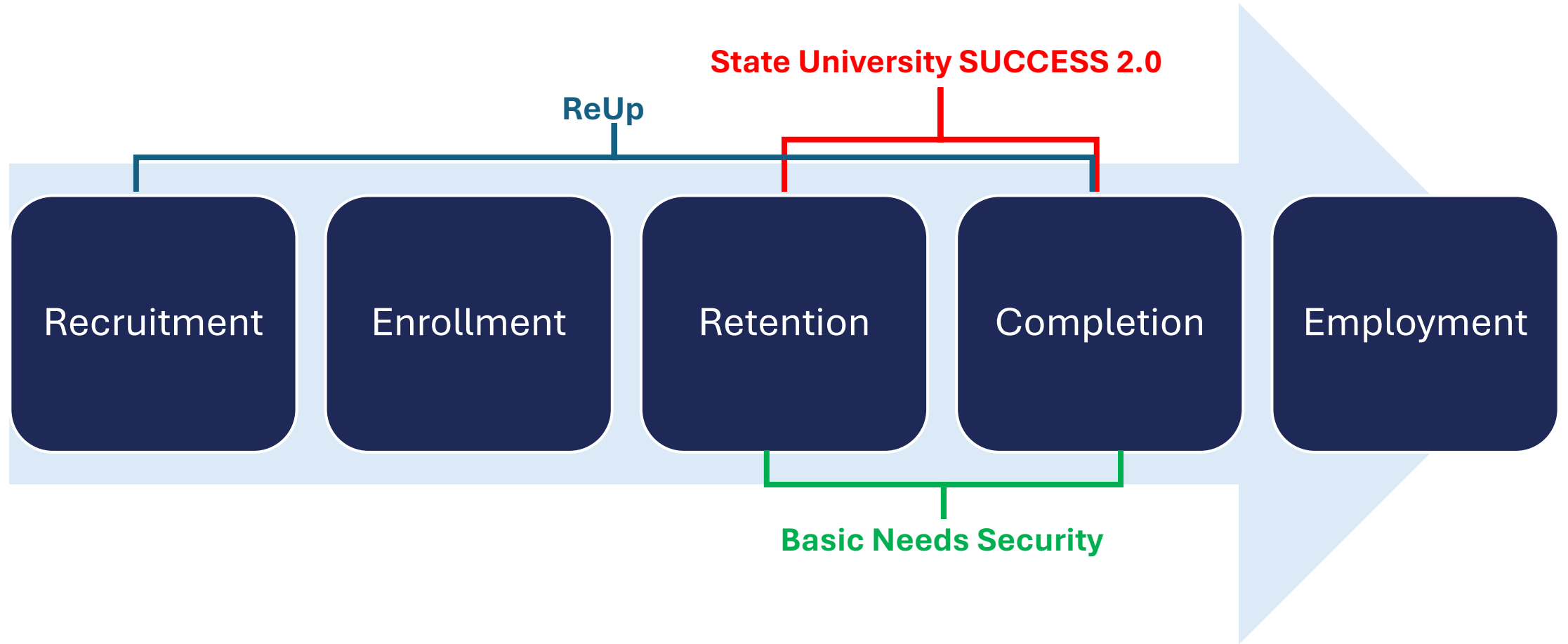
- **EQ6:** Economic return on investment (ROI)

# Basic Needs

CHEQA Recommendation #3



# Student Throughline



# Meeting Students Where They Are

## Basic Need Resources

- Food
- Housing
- Transportation
- Technology

## Basic Need Services


- Behavioral/Mental Health
- Child Care
- Healthcare

# HOPE Center Survey Data

- 73% of students experience at least one form of basic needs insecurity
  - 41% face food insecurity
  - 48% face housing insecurity
- 57% of students stopped out due to mental health issues
- 48% of students were unaware of resources available to them

Source: <https://hope.temple.edu/research/hope-center-basic-needs-survey/2023-2024-student-basic-needs-survey-report>

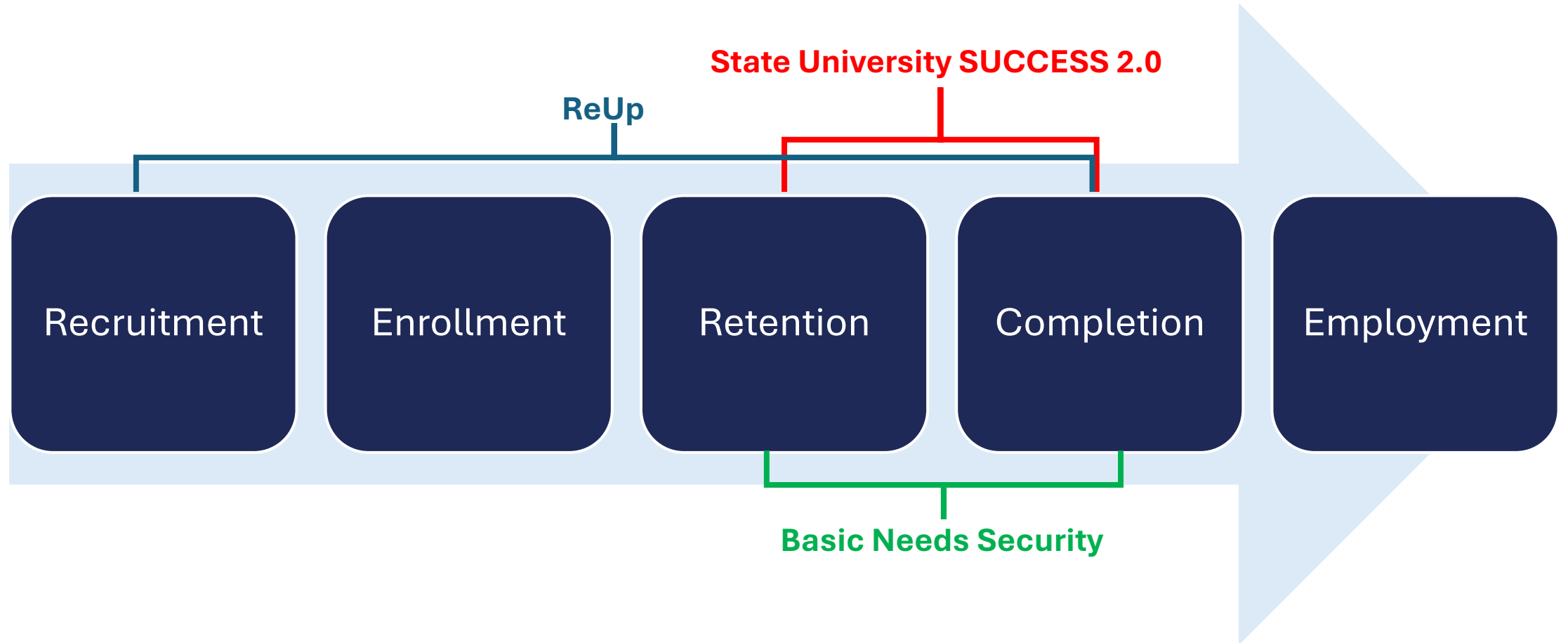
# MA Response to Post-Secondary Basic Needs in FY26

- Food
    - **Hunger Free Campus Initiative (\$500K)**
    - Governor's Anti Hunger Task Force
    - SNAP letter
  - Housing
    - **Housing Scholarship Program (\$800K)**
  - Transportation
    - DOT Taskforce
  - Behavioral and Mental Health
    - EOE interagency Birth to Higher Ed Framework Steering Committee
  - Child Care
    - Governor's Early Education and Child Care Task Force
    - EEC Workforce Council on Early Education
- 
- SU SUCCESS 2.0
  - Communities of Practice Convenings

# Engaging Students with Some College, No Credential

BHE Priority #2:Economic Mobility

# Student Throughline



# ReUp Partner Institutions



# ReUp Engagement

- Partner institutions identify stopped out students to contact
- Students are contacted via e-mail
- Personalized support for interested students
  - Initial consideration through enrollment
  - Coaching continues until a student graduates
- Extra capacity for institutions



# Early Indicators from Engaged Learners

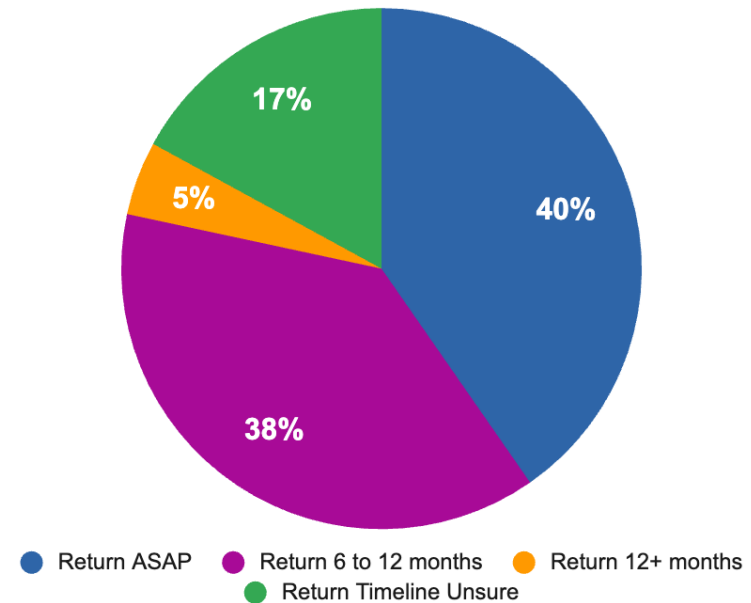
## Engaged Learners



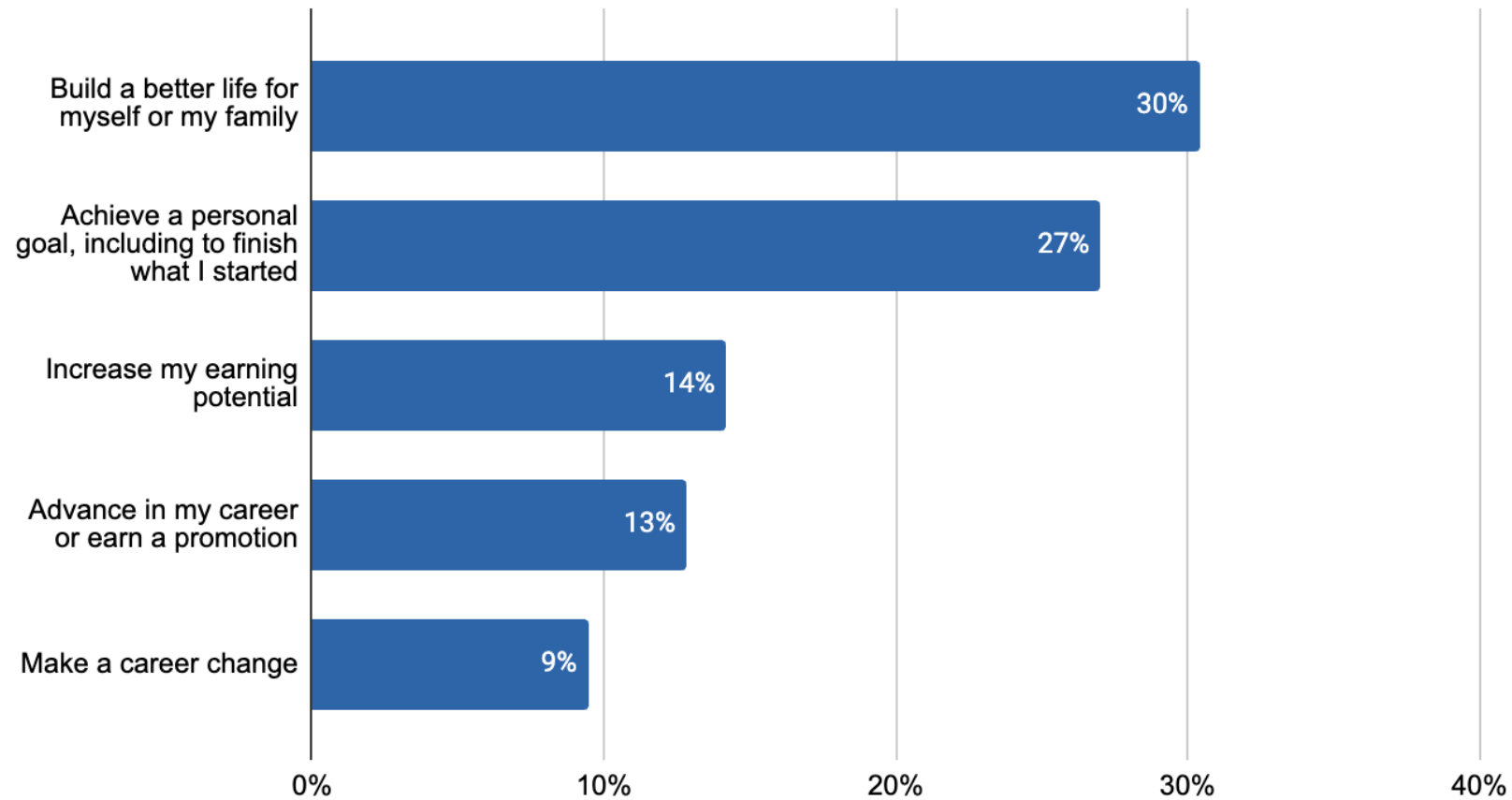
**460**

(after approx 7 days  
of communication)

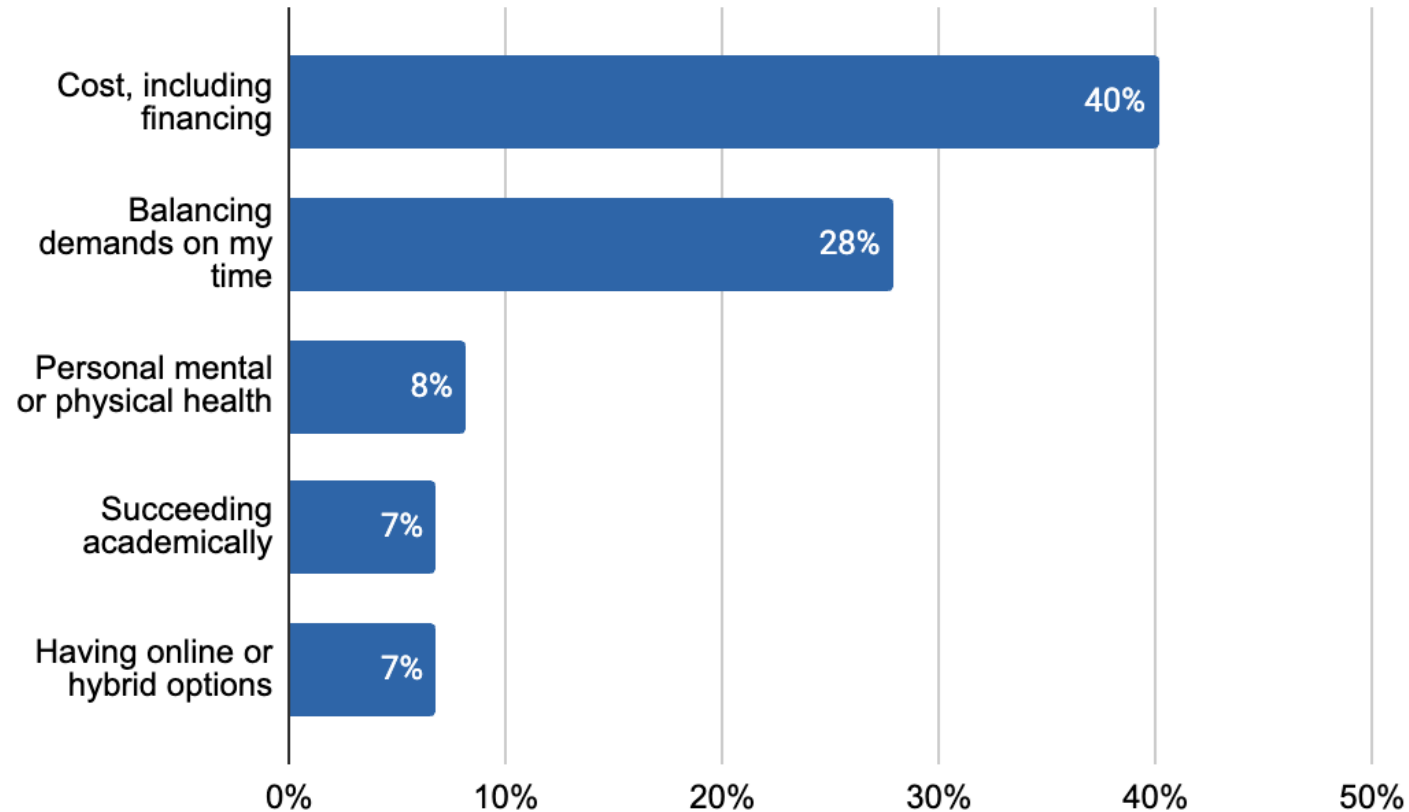
## Expected Timeline To Return



# Motivations to Return: Top 5 Cited Reasons



# Barriers to Return: Top 5 Cited Reasons



# Closing and Questions

# Student Throughline

